







**PRINT TEMPLATE**

Product Folded Postcard  
Size 11x8.5 >> 3.69x8.5 (tri, 2 tab) (WxH)  
Style Tri Fold Direct mail

PERMIT #  
GOES HERE  
1.25" x 1.25"  
CLEAR AREA  
Click below for India's info  
http://www.printpapa.com/fag/?i=465

**TOTAL SIZE 4" X 2.5"**  
Printing in this area is not allowed.  
Reserved for Addressing/Postal mailing  
purposes.

-  **BORDER THICKNESS** - Must be atleast 3/8" from the bleed line to insure your border won't be cut off when printed.
-  **SAFE AREA** - Keep all text within this line.
-  **FINISHED SIZE** - This is where the product will be cut to size.
-  **BLEEDS** - Create a 1/8 inch bleed area to make sure that the ink goes to the edge of the finished size. Extend artwork/graphics to the edge of template.

FOLD LINE

FOLD LINE

THIS FLAP FOLDS FIRST

THIS FLAP FOLDS SECOND

TAB  
1234 Return Address  
Santa Clara, CA 95050

ARTWORK  
ORIENTATION  


OUTSIDE

TAB

TAB

TAB

TAB



**PRINT TEMPLATE**

Product Folded Postcard  
Size 11x8.5 >> 3.69x8.5 (tri, 2 tab) (WxH)  
Style Tri Fold Direct mail



← **BORDER THICKNESS** - Must be atleast 3/8" from the bleed line to insure your border won't be cut off when printed.

← **SAFE AREA** - Keep all text within this line.

← **FINISHED SIZE** - This is where the product will be cut to size.

← **BLEEDS** - Create a 1/8 inch bleed area to make sure that the ink goes to the edge of the finished size. Extend artwork/graphics to the edge of template.

FOLD LINE

FOLD LINE

INSIDE